

REFORZAMIENTO

CONOCIMIENTO

del

1° SECUNDARIA – INGLÉS – SEMANA 5

Tema: Demonstratives

Aprendizajes esperados:

- Identificar los usos de los pronombres y adjetivos demostrativos en diferentes contextos.
- Distinguir entre pronombres demostrativos y adjetivos demostrativos.

Material de apoyo en línea




Página de Internet: **Demostrativos en inglés**

<https://www.juicyenglish.com/blog/demostrativos-en-ingles>

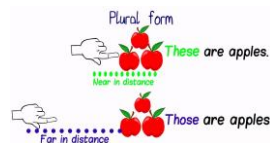


videos:



This that these those

<https://www.youtube.com/watch?v=jVy1HnIwCrc>



Demonstrative pronouns

<https://www.youtube.com/watch?v=rclKHM8cM-E>



Demonstrative pronouns

https://www.youtube.com/watch?v=Pclz_ZK8F7s

<https://www.juicyenglish.com/reforzamiento21gs2.html>




Reforzamiento del conocimiento – 1° Secundaria – Inglés – Semana 5

Tema: Demonstratives

Ejercicio #1

Choose the correct answer.



- | | This | That | These | Those |
|---------------------------------|-------------------------|-------------------------|-------------------------|-------------------------|
| 1 ____ shoes are mine. | <input type="radio"/> A | <input type="radio"/> B | <input type="radio"/> C | <input type="radio"/> D |
| 2 I'll take ____ ones. | <input type="radio"/> A | <input type="radio"/> B | <input type="radio"/> C | <input type="radio"/> D |
| 3 ____ clock should work. | <input type="radio"/> A | <input type="radio"/> B | <input type="radio"/> C | <input type="radio"/> D |
| 4 ____ is a new T-shirt. | <input type="radio"/> A | <input type="radio"/> B | <input type="radio"/> C | <input type="radio"/> D |
| 5 Are ____ John's cellphones? | <input type="radio"/> A | <input type="radio"/> B | <input type="radio"/> C | <input type="radio"/> D |
| 6 ____ English book isn't mine. | <input type="radio"/> A | <input type="radio"/> B | <input type="radio"/> C | <input type="radio"/> D |
| 7 ____ is a chair. | <input type="radio"/> A | <input type="radio"/> B | <input type="radio"/> C | <input type="radio"/> D |
| 8 You can buy ____ lamps. | <input type="radio"/> A | <input type="radio"/> B | <input type="radio"/> C | <input type="radio"/> D |
| 9 Look at ____ house. | <input type="radio"/> A | <input type="radio"/> B | <input type="radio"/> C | <input type="radio"/> D |
| 10 ____ window is closed. | <input type="radio"/> A | <input type="radio"/> B | <input type="radio"/> C | <input type="radio"/> D |

Ejercicio #2

Read the sentences and circle the correct answer.

- | | | |
|---|----------|----------|
| 1 ____ mangoes are delicious. | a) this | b) those |
| 2 ____ are my parents, and those people over there are my friend's parents. | a) these | b) those |
| 3 I like ____ supermarket. | a) this | b) these |
| 4 ____ books are mine! | a) this | b) these |
| 5 Look at ____ newspaper here. | a) this | b) that |
| 6 ____ is the zoo. | a) this | b) those |
| 7 ____ earrings are mine. | a) that | b) these |
| 8 Look at ____ dogs! They're so cute. | a) that | b) those |
| 9 Who are ____ people over there? | a) that | b) those |
| 10 ____ flowers are beautiful. | a) this | b) these |




Reforzamiento del conocimiento – 1° Secundaria – Inglés – Semana 5

Tema: Demonstratives

a divertirnos

Complete the crossword.



ACROSS →

- 1. Se utiliza para señalar un objeto o una persona que está cerca.
- 4. Se utiliza para señalar varios objetos o personas cercanas.
- 6. Lejos.

DOWN ↓

- 1. Se utiliza para señalar varios objetos o personas lejanas.
- 2. Se utiliza para señalar un objeto o una persona que está lejos.
- 3. Cerca.

para aprender más

Read the sentences and circle the correct answer.

1. _____ are my brothers. (About a picture hanging on the wall)
 - a) That
 - b) These
 - c) Those
2. Could you bring me _____ I left on the table?
 - a) that
 - b) these
 - c) those
3. I'd like some of _____ to take away, please.
 - a) this
 - b) that
 - c) those
4. _____ is mine.
 - a) This
 - b) These
 - c) Those
5. _____ are hurting my feet.
 - a) This
 - b) That
 - c) These
6. _____ are delicious! (With a bowl of popcorns on your lap).
 - a) This
 - b) These
 - c) Those
7. How could you buy something like _____. (Talking about a sweater in your hand)
 - a) this
 - b) that
 - c) these
8. I really liked _____. (Talking about the donuts we ate last night).
 - a) this
 - b) that
 - c) those
9. This is Eve. Is _____ Adam?
 - a) this
 - b) that
 - c) those
10. Hello, Naomi. _____ is my friend Pam.
 - a) This
 - b) These
 - c) Those



Reforzamiento del conocimiento – 1° Secundaria – Inglés – Semana 5

Tema: Demonstratives

a compartir en familia

Haz 4 dibujos y oraciones usando los pronombres demostrativos (this, that, these & those). Recuerda señalar la distancia entre tu y los objetos.

evaluación

Es momento de revisar lo que has aprendido. A continuación, completa las siguientes oraciones eligiendo la opción que consideres correcta.

1. What's _____? It's my room key.

- a) this b) these c) those

2. _____ bottle over there is empty.

- a) These b) That c) This

3. _____ is my sister, Mila.

- a) Those b) This c) These

4. I want these, not _____.

- a) that b) this c) those

5. _____ are nice sofas, but they look uncomfortable.

- a) That b) These c) This